



**Wendy Kelley  
Director**



**Board Report  
February 2018**

**PUBLIC RELATIONS**

**RESEARCH/PLANNING**

**January 2018 Admissions and Releases** – Admissions for January 2018 totaled **680** (578-males & 102-females) while Releases totaled **555** (480-males & 75 females) for a net increase in-house of 125 Inmates.

**Inmate Population Growth/Projection** – At the end of January 2018, the Arkansas Department of Correction Population totaled **18,201** representing an increase of **123** Inmates this month. In 2017, the average growth was **45** Inmates per month.

**Average County Jail Back-up** – The backup in the County Jails averaged **1,480** Inmates per day during the month of January 2018 – down from an average of **1,540** inmates per day during the month of December 2017. Of that **1,480** average, short-term revocations averaged **444**.

**LEGAL SERVICES**

**PREA**

**PREA data:**

Number of Calls Received	347
Total PREA Issue Calls	25
Total Non-PREA Calls	132
Total Calls Referred to Internal Affairs Division	6
Total Repeat Calls	67
Total Calls with no message	89
Total Technical Failure Calls	0

**INMATE INSTITUTIONAL GRIEVANCES**

**Inmate Formal/Informal Grievances:** In January 2018, there were a total of 1,885 formal grievances filed and 3,125 informal grievances filed at various units.

**Institutional Grievances:** There were a total of 577 appeals of institutional grievances received in January 2018. Four hundred-seventy three (473) were acknowledged and 104 were rejected for various reasons. A total of 545 appeals were answered, 543 had no merit and 2 were found with merit.

**INSTITUTIONS**

**STTG**

The STTG Coordinator along with K-9 officers assisted BCOT assignments on the 2<sup>nd</sup> and 5<sup>th</sup> of January. Advanced STTG classes were held for STTG Unit Coordinators and other ADC staff on January 11<sup>th</sup> at the Training Academy and at Benton Work Release on January 12<sup>th</sup>. An STTG sweep of the Cummins Unit was conducted on January 30<sup>th</sup>.

**FARM**

During the month of January, the garden and row crop divisions worked on farm equipment to prepare for planting season. Farm supervisors attended training classes provided by experts from the University of Arkansas Extension Service. The dairy production is still up and we are hauling 900 gallons of milk every other day. The poultry operation is still running above average production. The pullets will be moved over to the chicken houses the first week of February, which will fill all houses. Planting is starting in the green houses for vegetable transplants. The beef herd is feeding hay. The cows are coming out of winter in very good shape. The cows at the Cummins farm are raising good calves that we will wean in May.

**Regional Maintenance Hours**

<b>Regional Maintenance Hours</b>	<b>January</b>
Benton Unit	6,504
Delta Regional Unit	704
East Arkansas Unit	1,560
Grimes Unit	596
McPherson Unit	816
Mississippi Co Work Release	442
North Central Unit	5,488
Ouachita River Unit	2,016
Randall Williams Unit	3,576
Texarkana Regional Unit	280
Tucker Unit	336
Varner Unit	1,504
Wrightsville Unit	1,328
<b>Total Hours</b>	<b>25,150</b>

**Work Release Rent Report**

Unit	January
Benton Unit	\$97,002.00
Mississippi County Work Release	\$55,097.00
Northwest AR Work Release Center	\$49,317.00
Pine Bluff Unit	\$31,399.00
Texarkana Regional Unit	\$42,381.00
Tucker Re-Entry Center	\$24,395.00
<b>Total</b>	<b>\$299,591.00</b>

**Preparing for Success**

Unit	Slots	Completed	Discharged	End Count
Ester Barracks 9-12	125	11	9	126
Tucker Re-Entry	20	3	3	12
<b>Total</b>	<b>145</b>	<b>14</b>	<b>12</b>	<b>138</b>

There are 608 males and 120 females on the waiting list within 42 months of their release date, and of those, 13 males are mandated by the Parole Board. The average time on the waiting list is approximately 3 months. The total number of inmates on the waiting list, including those not currently within the identified time frame, is 684 males and 154 females.

**WAGE****(Workforce Alliance for Growth in the Economy)**

Unit	Slots	Completed	Discharged	End Count
Delta	24	0	0	13
Ester	30	0	0	30
Hawkins	36	6	11	31
Ouachita River	10	1	0	10
Tucker	10	1	0	9
Tucker Re-Entry	8	1	1	7
Wrightsville	36	4	12	28
<b>Total</b>	<b>154</b>	<b>13</b>	<b>24</b>	<b>128</b>

**Randall L. Williams Juvenile Education Program**

	Slots	Enrolled	Discharged	End Count
Juveniles	20	16	7	16

The Unit received two (2) new commitments. Six (6) turned 18 and transferred and one (1) paroled out.

\*Juveniles are transferred from the programs once they reach the age of 18. The Juvenile count changes based on new commitments.

**ADMINISTRATIVE SERVICES****BUDGET SECTION UPDATE****Procurement Section Update:****Current Bids:**

- Personal Care Items
- Roofing material
- Metal/Isolation Recreation Yard-Varner Unit

**Renewed Contracts/OSP**

- Waste Disposal—Newport
- Holiday Packages

**Procurement/Contracts Report (required by policy) –**

For January 2018, Purchase Orders and Contracts in excess of \$10,000 amounted to \$3,420,356.34. Of this amount, \$1,803,771.97 was for Inmate Care and Custody related items (food, shoes, clothing, etc.). Bulk fuel costs for the month of January were \$67,360.53 – average cost of E-10 was \$2.07/gallon; average cost for bulk diesel was \$2.23/gallon.

**HUMAN RESOURCES UPDATE****Workplace Safety**

During the month of January, the modified version of the Health and Safety Plan was presented to two Basic Training classes with a total of 126 cadets in attendance.

Seventy-five (75) incidents were reported to the company nurse in January.

**Benefits** – A new system for Performance Evaluations using EASE began January 1, 2018. MIPS payments will no longer be made. Employees may be given a raise each year; the percentage will be determined by the Office of Personnel Management based on their Performance Evaluation score and available funding. Human Resources personnel have attended training about the new system and will be going to the various units to train supervisors on how to use the new system.

There were 30 FMLA requests processed, 27 were approved and 3 denied. A total of 14 CAT leave requests were received, 6 were approved and 8 are pending.

**Physical Assessments** –A total of 201 applicants and incumbent personnel were assessed in the month of January. Eighty three (83) incumbent personnel successfully passed their physical assessment and 2 did not. Those two (2) rescheduled and passed after being released by a physician. One hundred-fifteen (115) applicants successfully passed their physical assessments and one did not (and has not rescheduled).

**Employment** – ADC Human Resources personnel attended the following Job Fairs in the month of January:

Date	Unit	Location
1/9	Grimes	Jonesboro Workforce Center
1/31	Wrightsville	UAMS

A total of 1,972 applications were received in January. Fifty-five (55) Non-Security applications and sixty-one (61) CO I applications were processed. Ninety (90) Correctional Officers were hired, and twenty-eight (28) Correctional Officers were rehired.

**Vacancies, Hires, and Terminations** - In January 2018, a total of 674 vacancies, 136 new hires, 92 terminations, and 11 retirements were at the various ADC locations.

**Administrative Services Division Monthly Reports include: Gifts, Grants, and Donations**-\$20 was donated in January 2018 (Asus Monitor).

The **Inmate Welfare Fund** balance on January 31, 2018 was \$6,260,393.61.

The **PAWS in Prison Fund** balance on January 31, 2018 was \$187,728.52: ADC account (7004822/Donations) \$19,159.55 ADC account (NDC0500/Recycling) \$98,695.65 and ADC Paws in Prison Non-Profit account balance was \$69,873.32.

### INFORMATION TECHNOLOGY

**Thin Clients** - Testing has been completed using Citrix deployment services on Dell Wyse 3040 series thin clients. The 3040 series will replace the Wyse SX0 devices currently in use for Law Library and QuickBooks processing. For web access, we created a new set of Group Policy objects to improve security. The next step in this upgrade is to complete a live user test at the Ester Unit.

**AD Audit** – We are working to audit Active Directory accounts to assess staff job titles, phone numbers, facility assignments and other relevant information. We are also moving staff AASIS IDs from the IP phone field to the employee ID field. The IP phone field was initially used for AASIS IDs since the field was not published in the Global Address List (GAL). The IP Phone field will now be in use for VOIP telephone numbers. AASIS IDs are used to verify the user when calling for a password reset or account unlock, etc.

**Disciplinary Hearing** – Cisco DX70 VOIP Endpoints are in test for Disciplinary Hearing Officers. The test session between ADMN East and East Arkansas was successful. The current DVRs for recording the hearing sessions do not have HDMI ports for compatibility with the DX70 requiring an HDMI>composite converter box which is on order. We will continue to record hearings locally until DIS has the capability setup on the video network or we switch to a separate solution.

**DIS Quarterly IT Leader Meeting** – Rhonda Patterson and Charles Bass attended the meeting. Agenda and overview are listed below.

1. Data Center Optimization Initiative
2. Microsoft Enterprise Agreement

3. VOIP/UC Unified Communications & State Network Upgrade
4. Cyber security update
5. Project Update – Ken Anderson reported updated information on Laser fiche used by Arkansas Department of Labor using workflows to simplify processing while also reducing paper usage and staff resources for inspection and other processes. Currently, ADOL has removed around 4 million paper documents and eliminated the rent on one facility used for document storage, eliminating around \$75,000 annually.

**Michigan DOC Staff Tour** – IT Staff attended a tour of the Wrightsville compound by Michigan DOC staff. Michigan staff members were able to ask staff in key areas questions about EOMIS and to observe the offender management information system in use by the areas. A roundtable discussion followed at Arkansas Community Correction's Central Office.

**DIS** - Performed an upgrade to the EOMIS database production server that resulted in 6 hours of downtime for all users.

**SECURUS Video Visitation (SVV) Project:**  
SVV Facility deployments are all complete.

SVV Dog Kennel installations remaining:  
Cummins Unit – Pending Entergy agreement  
Tucker Unit – Installation in process

Utilizing SVV, ADC held 3,909 inmate video visits during January 2018, which was down from 4,071 in December.

**SECURUS Tablet Project:**

The Edovo application remains unavailable on the tablets due to movie playback issues.

SECURUS has commissioned Edovo to re-code the movies on the tablets, so that the time-stamp will work on them. SECURUS provided two of their tablets to Edovo for the project. The project's expected duration is about two or three months.

**Phase II Facility Deployments**

**Monday, January 22**

Website pre-orders became available. SCP Marketing Phone Prompts and SVV Banner advertisements deployed.

**Thursday, January 25**

Officer, Re-Entry, and Pre-Order Subscription tablets shipped overnight delivery to respective facilities.

**Monday, January 29**

SECURUS Representatives began to arrive at their designated facilities to begin the physical deployment of tablets.

**Friday, February 2**

Phase II Facility Tablet Deployment scheduled completion.

### Training Academy – January 2018

**In-Service Division**

On January 4<sup>th</sup>, Brad Murray from the Department of Insurance taught Defensive Driving for multiple state agencies.

Management Level I was held January 8<sup>th</sup> —11<sup>th</sup>.

Field Training Officer (FTO) class was held at Administration Annex East on January 17<sup>th</sup>.

Management Level III was held January 22<sup>nd</sup>—25<sup>th</sup>.

Sexual Assault Investigator Training (SAIT) was held January 23<sup>rd</sup>-25<sup>th</sup> with 39 staff members in attendance.

The Gender Responsiveness class was held on January 16<sup>th</sup> and 18<sup>th</sup>. It's methods are multidimensional and based on theoretical perspectives that acknowledge female pathways into the criminal justice system. These approaches address social and cultural factors (poverty, race, class, gender inequality) as well as therapeutic interventions. 24 staff members attended. The class was also given at ASU Newport for the Grimes Complex, with 56 staff members in attendance on January 30<sup>th</sup>.

Security for Non Security class was taught to full-time staff January 30<sup>th</sup>-31<sup>st</sup>.

### **eCADEMY**

During the month of January 2018, 458 ADC employees completed a total of 8,425 hours of eCADEMY training. Approximately 11% of ADC employees completed at least one course during that time frame, averaging 1.39 hours per staff member. The Training Academy Computer Lab is open to In-Service staff on a daily basis for those who wish to complete online training through eCADEMY.

## **HEALTH/CORRECTIONAL PROGRAMS**

### **CHAPLAINCY SERVICES**

#### **Benton Work Release**

Financial Peace University courses were conducted on January 2<sup>nd</sup>, 9<sup>th</sup>, 16<sup>th</sup>, 23<sup>rd</sup>, and 30<sup>th</sup> with 109 inmates. Six (6) volunteers from St. Mark's Baptist Church of North Little Rock held a worship service on January 13<sup>th</sup> with 43 inmates in attendance.

#### **Cummins Unit**

APAL Graduation Ceremony was held on January 25<sup>th</sup>. Chaplain Joshua Mayfield was the Graduation Speaker, twenty (20) inmates completed the program.

#### **Delta Regional Unit**

Thread Of Hope, a biblically-based drug and alcohol treatment program, began on January 22<sup>nd</sup>. The initial class consisted of 4 volunteers and 20 inmates. Heather Powell conducted basic literacy tutor training for 10 inmates January 24<sup>th</sup>-25<sup>th</sup>.

#### **East Arkansas Regional Unit & Max**

Celebrate Recovery began on January 2<sup>nd</sup>. The Gospel Echoes conducted a special musical service on January 30<sup>th</sup>.

#### **Hawkins Unit**

On January 8<sup>th</sup>, St. Edward's Catholic Church provided a Mexican dinner for the entire Unit.

#### **McPherson Unit**

Heather Powell conducted a two day training on January 9<sup>th</sup> and 10<sup>th</sup> for nine (9) inmates to work as literacy tutors.

#### **North Central Unit**

Pastor Wade Mosler led revival services from January 11<sup>th</sup>-14<sup>th</sup>. Average inmate attendance for the services was 104. On January 25<sup>th</sup>, a Celebration Ceremony was held in the chapel for two (2) inmates who completed all four levels of the Laubach Reading Program.

#### **Quachita River Correctional Unit**

On January 17<sup>th</sup>, the Handbell Choir from First Baptist Church of Malvern performed a service with ninety-six (96) inmates in attendance.

#### **Texarkana Work Release Center**

Chaplain Ashworth, CRA Brown, and CRA Wilson traveled to Texarkana Work Release Center on January 6<sup>th</sup> and delivered a holiday donation from Benton Work Release. The donation included snack bags, a drum set and a television for instructional use. The volunteers led a worship service in the evening with 35 inmates.

#### **Tucker Unit**

Twenty five (25) volunteers from Gideon's International visited all living areas in the facility and distributed Bibles to inmates desiring them on January 27<sup>th</sup>.

#### **Wrightsville Unit**

St. Edward's Catholic Church provided a Mexican dinner for the entire inmate population on January 8<sup>th</sup>.

#### **Accreditation**

The ACA Coordinator attended the Winter ACA Conference in Orlando, Florida January 5<sup>th</sup>-10<sup>th</sup> and received an Accreditation Award for Central Office/Admin East. Scores were 100% Mandatory and 98.5% Non-Mandatory.

#### **ACA Internal Audits Completed:**

1/2	Maximum Security Unit File Review
1/11	Maximum Security Unit File Review
1/16 – 1/19	ORCU Unit file review
1/23	Wrightsville Unit/ new ACA Manager training
1/24 – 1/26	ORCU Unit File review
1/29	Finished ORCU file review, started Max review
1/30	Maximum Security Unit 2 <sup>nd</sup> pre-audit
1/31	Maximum Security Unit File review

#### **Classes Taught:**

1/22	Training Academy – Management Level III
1/31	Training Academy - BCOT

#### **Fire/Safety and Sanitation independent audits conducted by the Fire and Sanitation Coordinator:**

1/2 – 1/5	Maximum Security Unit Audit prep
1/8 – 1/12	Maximum Security Unit Audit prep
1/16 – 1/19	Maximum Security Unit Audit prep
1/22 – 1/26	Maximum Security Unit Audit prep
1/29 – 1/31	Maximum Security Unit Audit prep

**Volunteer Services**

The total number of volunteer hours for the month.

Unit/Program	Hours
Delta	31
East Arkansas Regional	15
McPherson Unit	17
Mississippi County Work Release	12
MSU	4
North Central	4
Northwest Ark Work Release	16
Ouachita River	10
PAWS	16
Pine Bluff	7
Randall Williams	22
Religious Service/Chaplaincy	4,612
Think Legacy	219
Tucker	17
Varner Unit	60
<b>Total</b>	<b>5,062</b>

**PROGRAM SERVICES****Sex Offender Treatment Program**

	SLOTS	COMPLETED	REMOVED	CLIENTS
RSVP	238	1	9	240
SOFT	30	0	0	18
Total	268	1	9	258

There are 827 males on the waiting list for RSVP and 7 females on the waiting list for SOFT within 5 years of their TE date. Of those, 66 inmates are mandated by the Parole Board. The average time on the waiting list from request is between 2 and 4 months for those stipulated. The total on the waiting list, including those not currently within the identified time frame, is 1,494 males and 8 females. We have one PREA inmate in the program at this time.

\*The waiting list numbers include inmates that are ineligible due to class or housing status.

**Therapeutic Community**

Unit	Slots	Completed	Removed	Clients
Tucker	129*	7	38	133
Wrightsville	45*	5	8	48
McPherson	50*	4	6	51
<b>Total</b>	<b>224</b>	<b>16</b>	<b>52</b>	<b>232</b>

There are 511 males and 10 females on the waiting list within 18 months of their release date. Of those, 11 are stipulated by the Parole Board. The average time on the waiting list from request is 23 days. The total on the waiting list, including those not currently within the identified time frame, is 566 males and 42 females.

\*Denotes transitional beds available at this treatment program. The Tucker Therapeutic Community also has 129 client slots and seven (7) peer counselor slots.

**Substance Abuse Treatment Program**

Unit	Slots	Completed	Removed	Clients
Grimes	50*	6	2	60
McPherson	100*	19	5	101
MSU	3	0	1	1
RLW/CF	188*	29	27	185
Tucker	43*	1	9	43
Varner	44	4	2	43
Wrightsville	135*	16	34	141
<b>Total</b>	<b>563</b>	<b>75</b>	<b>80</b>	<b>564</b>

There are 2,058 males and 305 females on the waiting list within 18 months of their release date. And of those, 44 are stipulated by the Parole Board. The average time on the waiting list from request is 16 days. The total on the waiting list, including those not currently within the identified time frame, is 2,853 males and 433 females.

\*Denotes transitional beds available at this treatment program

**Outpatient:**

There were 2,168 inmates on the mental health medication log at the beginning of January. Mental Health staff conducted the following contacts during January.

Case management contacts	2,458
Requests for interviews	1,315
Intakes	623
Unit requests	1,291
Pre-lock reviews	505
Routine segregation reviews	1,270
Segregation rounds	17,590
PREA evaluations	43
Routine follow-up	139
834 requests	46

**ORCU Residential Program Unit:**

The RPU at Ouachita had 1 admission and 13 discharges in January for an end-of-month count of 112.

**McPherson Mental Health Residential Program:**

There were 2 admissions and no discharges in January, for an end-of-month count of 40.

**Habilitation Program:**

The Habilitation Program at the Ouachita River Unit provided treatment services to 46 inmates during January. There was 1 admission and zero discharges for an end-of-month count of 46.

**Restrictive Housing (RH) Anger Management Treatment:**

The RH Anger Management Treatment Program at the Cummins Unit provided treatment services to 24 inmates during January. There were no admissions or discharges for an end-of-month count of 24.

**Staffing:**

The following Mental Health Services and SATP positions were vacant in December and January.

Positions	December	January
Psychologists	10	10
Social Workers	16	16
Advisors	5	6
Substance Abuse Program Leaders	1	0
Psychological Examiner	2	1

**ADDITIONAL PROGRAM INFORMATION**

Self-Study Classes	# of Participants	# Completed	Waiting List
Anger Management	235	174	1,000
Thinking Errors	325	242	1,267
Substance Abuse Education	131	62	260
Communication Skills	242	162	1,056
Domestic Violence	76	55	360
Victims of Domestic Violence	19	19	35
Stress Management	162	130	1,186
Parenting	169	105	688

**Suicide:**

There were 75 suicidal threats, gestures or low/moderate risk attempts during January. There were 11 serious attempts, one (1) resulted in death.

**County Mental Health Requests:**

During January, there were 63 requests of a mental health nature received. Twenty-four (24) inmates were fast tracked to ADC.

**County Medical Health Requests:**

During January, there were 398 requests of a medical nature received. Three (3) inmates were fast tracked to ADC.

**Monetary Sanctions:**

Sanction reimbursements for January were \$11,900.

**Deaths:**

There were five (5) inmate deaths during the month of January; four (4) were claimed and one (1) was cremated .

**CCS:**

See attachment for CCS's report regarding outside beds and emergency room visits.

**Medical Grievances:**

In January, there were 200 appeals of medical grievances received, 127 appeals were answered; 8 of those were found to be with merit and 3 with merit but resolved.

**SEX OFFENDER ASSESSMENT****Assessments Completed:**

Risk Level	January	Sept. 1999 thru January 31, 2018
Level 1	2	1,168
Level 2	40	7,076
Level 3	40	6,534
Level 4	5	631
Default 3	1	*
Total	88	15,409

\*Default Level 3's are included in the total number of Level 3's to date.

**ACIC Numbers:**

The total number of sex offenders registered from September 1999 thru January 2018.

In Compliance	7,847
Delinquent (Did not return address on time)	999
Confined	3,119
Out of State	3,284
Address Unknown (absconded)	183
Deported	175
Incapacitated	80
Out of USA	8
<b>Total</b>	<b>15,695</b>

**Think Legacy**

Unit	Slots	Completed	Removed	Assigned
Cummins	55	6	13	45
Delta	24	1	0	24
EARU	50	0	3	49
Ester	48	2	1	37
Grimes	56	9	0	51
Hawkins	40	8	1	41
McPherson	68	3	3	67
North Central	59	4	1	46
Ouachita River	46	0	0	37
Tucker Re-Entry	21	3	0	17
Tucker	55	3	10	54
Varner	49	11	0	49
Wrightsville	48	7	3	50
<b>Total</b>	<b>619</b>	<b>57</b>	<b>35</b>	<b>567</b>

There are 127 males and 124 females on the Think Legacy waiting list. All Think Legacy applicants are within 18 months of their TE, or discharge date. The average time on the waiting list is approximately 45 days. The Delta Educational Opportunity Center visited the Delta, Varner and Cummins Units on January 12th and the Ester Unit on the 29th.

**PAWS IN PRISON**

Currently Enrolled in Training:

Maximum Security Unit	6
Tucker Unit	7
Hawkins Unit	4
Randall Williams Unit	2
Ouachita River Unit	8
North Central Unit	8
<b>Total</b>	<b>35</b>

Completed Training:

January 2018	15
YTD 2018	15
Since Inception Dec. 2011	1037
Dogs Currently in foster: (Graduated but not adopted)	4

**Construction/Maintenance****Project Updates****Cummins Unit:**

On-call architect submitted plans and specs to DBA for new generator. DBA Comments from DBA were received and are being answered. Plans for the new school at Cummins submitted to DBA for review by architect. Started mobilizing office, equipment, and temporary fencing for the new school addition. Beginning the removal of old maintenance shop for new school.

**Cummins Poultry:**

Continuing to test generators weekly.

**Delta Unit:**

Working on storm damages. Contractor completed penetrations for roof drains and parapet. New skylights arrived and installed. Roofing manufacturer inspector visited site and made recommendations. Replaced broken barracks windows in the main corridor with polycarbonate (Lexan). Entegrity making plans to begin work on energy efficiency projects.

**East Arkansas Regional Unit:**

Met with Unit staff and architects a second time, as we continue to discuss plans for precast recreation yards. Plans for the emergency generators for the perimeter lighting were sent to DBA for review and approval. DBA comments were received and are being answered. Entegrity has started bringing storage trailers and equipment onto the site and making electrical and lighting improvements. DBA comments have been received on Phase 2 plans for the energy efficiency projects.

**Grimes Unit:**

Painting, hanging lights and the re-building of the gym office underway. Work on the dog kennel barn continues.

**Hawkins Unit:**

Architects completed plans for an additional generator for the kitchen and lighting, and submitted them to DBA for approval. DBA comments were received and are being answered.

**Maximum Security Unit:**

Working on repairs to boilers. The second boiler is now operational. Starting on barracks 4 utility chase: Plans approved by DBA for construction. Relocating the riot gates in Isolation. Putting down fast top floor system in kitchen, plus stainless on walls. Plans submitted to DBA for emergency generator. DBA comments received and being answered.

**McPherson:**

Met with on-call architects to discuss plans for a shakedown area, enclosed visitation and new administrative offices. Met with Chem-Aqua to discuss water softener treatment for kitchen and laundry.

**Ouachita River Correctional Unit:**

Gravel operations continue. Rock crusher is operational. Skylights have arrived and installation is underway. Working on interior of Chapel. Ordering remainder of material as funds become available. Painting finished. Ordering material for upcoming ACA Unit accreditation. Replaced collapsed culvert on road to rock crushing plant.

**Pine Bluff Unit:**

Barracks 9D: Approval of plans were received from DBA for renovation. Moved job superintendent to start project. ADFA to approve funding 2/15.

**Tucker Unit:**

Ongoing: Continue to monitor waste water plant and make repairs and adjustments to keep in compliance. Working on changing out the water filter media and adding more filters. Engineers working on plans to add water filters and aeration for the water plant.

**Wrightsville Unit:**

Architect submitted plans and specs to DBA for approval on new generator. DBA comments received and being answered. The new isolation recreation yards are being used with only minor touchups to be done.

**CONSTRUCTION/MAINTENANCE PERSONNEL UPDATE:**

1 Project Supervisor-Statewide

## 2018 INFORMAL GRIEVANCE REPORT

Month	BENTON	HAWK/M	HAWK/F	WRTS	EARU & MX	GRIMES	RLW	MCWR	MCPH	MSU	NCU	PBU	NWA	TU	TRCC	VSMX	VU	CU	ORCU	Ester	DRU	Bowie Cty	TOTAL
JAN	3	13	28	71	434	162	47	0	337	202	105	60	0	128	1	591	82	240	318	45	191	67	3125
FEB																							0
MAR																							0
APR																							0
MAY																							0
JUN																							0
JUL																							0
AUG																							0
SEPT																							0
OCT																							0
NOV																							0
DEC																							0
<b>TOTAL</b>	<b>3</b>	<b>13</b>	<b>28</b>	<b>71</b>	<b>434</b>	<b>162</b>	<b>47</b>	<b>0</b>	<b>337</b>	<b>202</b>	<b>105</b>	<b>60</b>	<b>0</b>	<b>128</b>	<b>1</b>	<b>591</b>	<b>82</b>	<b>240</b>	<b>318</b>	<b>45</b>	<b>191</b>	<b>67</b>	<b>3125</b>

## 2018 FORMAL GRIEVANCE REPORT

Month	BENTON	HAWK/M	HAWK/F	WRTS	EARU & M	GRIMES	RLW	MCWR	MCPH	MSU	NCU	PBU	NWA	TU	TRCC	VSMX	VU	CU	ORCU	Ester	DRU	Bowie Cty	TOTAL
JAN	3	10	13	21	369	102	13	0	148	217	59	20	0	108	0	329	58	122	174	21	80	18	1885
FEB																							0
MAR																							0
APR																							0
MAY																							0
JUN																							0
JUL																							0
AUG																							0
SEPT																							0
OCT																							0
NOV																							0
DEC																							0
<b>TOTAL</b>	<b>3</b>	<b>10</b>	<b>13</b>	<b>21</b>	<b>369</b>	<b>102</b>	<b>13</b>	<b>0</b>	<b>148</b>	<b>217</b>	<b>59</b>	<b>20</b>	<b>0</b>	<b>108</b>	<b>0</b>	<b>329</b>	<b>58</b>	<b>122</b>	<b>174</b>	<b>21</b>	<b>80</b>	<b>18</b>	<b>1885</b>



Inmate Institutional Grievance Appeal Report January 2018				
Unit	Acknowledged	Rejected	Processed W/O Merit	Processed W/ Merit
Benton Unit	0	0	0	0
Benton Work Release	0	0	0	0
Bowie County Texas Correctional Facility	5	2	8	0
Cummins Unit	18	4	16	0
Cummins Modular Unit	3	0	0	0
Delta Regional Unit	15	0	16	0
East Arkansas Regional Unit	33	2	25	0
East Arkansas Regional Max Unit	103	9	83	1
Ester Unit	3	2	1	1
Grimes Unit	25	5	26	0
Maximum Security Unit	57	8	49	0
Tucker Re-Entry	0	0	0	0
McPherson Unit	32	5	49	0
McPherson Mental Health Residential Program Unit	2	0	5	0
Mississippi County Work Release Center	0	0	0	0
Northwest Arkansas Work Release Center	0	0	0	0
North Central Unit	22	6	35	0
Ouachita River Correctional Unit	18	4	38	0
ORCU Hospital	0	0	0	0
ORCU New Commitment	0	0	0	0
ORCU Mental Health Residential Program Unit	4	0	1	0
Pine Bluff Unit	4	3	3	0
Pine Bluff Re-Entry	0	0	0	0
Randall L. Williams Correctional Facility	0	1	2	0
Texarkana Regional Correctional Center	0	0	0	0
Tucker Unit	19	14	13	0
Varner Super Max	90	33	143	0
Varner Unit	14	6	16	0
Wrightsville Unit	2	0	11	0
Hawkins Center	3	0	2	0
Hawkins for Males	1	0	1	0
Hawkins SPU	0	0	0	0
<b>Total</b>	<b>473</b>	<b>104</b>	<b>543</b>	<b>2</b>

## Admissions and Releases January, 2018

<u>Admissions</u>	<u>Male</u>	<u>Female</u>	<u>Total</u>
Asian	2	2	4
Black	188	17	205
Hispanic	13	3	16
Native American Indian	2	2	4
Native Hawaiian or Pacific Isl	2	0	2
White	370	78	448
Other	1	0	1
<b>Total</b>	<b>578</b>	<b>102</b>	<b>680</b>
<u>Releases</u>	<u>Male</u>	<u>Female</u>	<u>Total</u>
Asian	2	1	3
Black	176	14	190
Hispanic	13	1	14
Native American Indian	0	0	0
Native Hawaiian or Pacific Isl	1	0	1
White	288	59	347
<b>Total</b>	<b>480</b>	<b>75</b>	<b>555</b>



## Monthly Population Averages

Unit/Center	1/1	1/2	1/3	1/4	1/5	1/8	1/9	1/10	1/11	1/12	1/15	1/16	1/17	1/18	1/19	1/22	1/23	1/24	1/25	1/26	1/29	1/30	1/31	Average
Benton	326	326	323	321	325	320	322	319	318	320	321	321	317	318	316	323	323	324	317	314	316	315	317	320
Cummins	1,919	1,919	1,911	1,911	1,910	1,902	1,895	1,904	1,902	1,908	1,931	1,931	1,929	1,938	1,934	1,929	1,926	1,931	1,923	1,917	1,918	1,915	1,919	1,918
Delta	619	619	619	615	625	623	623	624	605	613	610	610	610	612	610	621	619	612	613	622	619	617	625	617
E AR Reg	1,648	1,648	1,648	1,646	1,651	1,660	1,672	1,672	1,679	1,677	1,677	1,677	1,677	1,676	1,677	1,676	1,672	1,662	1,662	1,662	1,661	1,660	1,656	1,665
Ester	581	581	577	576	574	566	565	567	581	580	578	578	578	580	586	577	576	570	570	571	565	574	568	575
Grimes	1,071	1,071	1,071	1,074	1,070	1,068	1,064	1,067	1,079	1,077	1,073	1,073	1,072	1,072	1,072	1,065	1,059	1,071	1,068	1,073	1,073	1,070	1,073	1,071
Max Sec	658	658	656	657	656	656	657	655	658	659	659	659	659	658	657	654	663	660	660	667	665	670	667	659
McPherson	948	948	948	949	947	946	949	946	946	945	945	945	946	940	944	952	962	959	964	961	968	965	966	952
MCWRC	126	126	126	126	133	132	131	131	131	131	131	131	131	131	131	130	130	130	130	130	130	130	133	130
N Central	807	807	812	823	826	831	830	837	833	830	830	830	829	828	823	825	825	830	822	818	817	818	828	824
NWAWRC	98	98	98	99	100	100	100	100	100	100	99	99	99	100	100	99	99	100	100	100	100	100	99	99
Ouachita River	1,812	1,813	1,838	1,831	1,822	1,831	1,818	1,827	1,843	1,854	1,849	1,849	1,867	1,846	1,817	1,801	1,833	1,832	1,840	1,823	1,817	1,834	1,839	1,832
Randall L Williams	552	552	558	559	557	556	561	560	564	561	564	564	564	562	566	563	560	556	561	559	554	547	537	558
Pine Bluff	496	496	494	494	494	484	490	491	490	490	490	490	494	494	491	491	492	491	491	488	488	490	491	491
PB Reentry	54	54	54	54	54	53	54	54	54	54	54	54	54	54	54	54	54	54	54	54	54	54	54	54
TRCC	127	127	127	127	128	127	127	127	127	127	126	126	126	126	126	124	124	122	119	119	123	123	123	125
Tucker	1,001	1,001	1,003	1,001	1,004	1,013	1,005	1,002	1,001	1,007	996	996	996	997	1,002	1,001	996	995	985	990	1,004	1,019	1,019	1,001
Vamer	1,728	1,728	1,732	1,726	1,725	1,732	1,729	1,730	1,730	1,726	1,718	1,718	1,717	1,717	1,731	1,731	1,724	1,722	1,719	1,726	1,734	1,725	1,724	1,726
Wrightsville	1,308	1,308	1,307	1,304	1,300	1,302	1,314	1,317	1,314	1,311	1,308	1,308	1,308	1,315	1,312	1,304	1,311	1,317	1,310	1,312	1,313	1,310	1,315	1,310
Total ADC	15,879	15,880	15,902	15,893	15,901	15,902	15,906	15,930	15,955	15,970	15,959	15,959	15,973	15,964	15,949	15,920	15,948	15,938	15,908	15,906	15,919	15,936	15,953	15,928
ALETA	19	19	19	19	19	19	19	19	19	19	19	19	19	19	20	20	20	20	20	20	20	20	18	19
Ar State Police	58	58	58	58	57	57	56	55	54	54	55	55	55	55	55	55	55	55	55	58	58	58	56	56
Co Jail/ M	1,439	1,439	1,419	1,419	1,412	1,414	1,429	1,401	1,363	1,357	1,369	1,369	1,352	1,391	1,416	1,438	1,436	1,438	1,476	1,501	1,498	1,496	1,484	1,424
Co Jail/ F	51	51	51	50	52	57	55	59	51	54	59	59	58	62	62	61	54	53	56	60	55	57	54	56
Total Co Jail BK	1,490	1,490	1,470	1,469	1,464	1,471	1,484	1,460	1,414	1,411	1,428	1,428	1,410	1,453	1,478	1,499	1,490	1,491	1,532	1,561	1,553	1,553	1,538	1,480
Bowie CO., TX	329	329	329	329	329	328	325	325	325	325	336	336	336	336	336	336	336	336	336	336	335	332	334	332
309/M	223	223	223	223	223	223	223	223	223	223	224	224	224	225	227	228	228	228	228	227	227	228	227	225
309/F	47	47	47	47	47	47	47	47	47	47	47	47	47	47	50	50	50	50	50	50	50	50	50	48
Total Act 309	270	270	270	270	270	270	270	270	270	270	271	271	271	272	277	278	278	278	278	277	277	278	277	273
Total Non ADC	2,166	2,166	2,146	2,145	2,139	2,145	2,154	2,129	2,082	2,079	2,109	2,109	2,091	2,135	2,166	2,188	2,179	2,180	2,221	2,252	2,243	2,241	2,223	2,160
<b>Total</b>	<b>18,045</b>	<b>18,046</b>	<b>18,048</b>	<b>18,038</b>	<b>18,040</b>	<b>18,047</b>	<b>18,060</b>	<b>18,059</b>	<b>18,037</b>	<b>18,049</b>	<b>18,068</b>	<b>18,068</b>	<b>18,064</b>	<b>18,099</b>	<b>18,115</b>	<b>18,108</b>	<b>18,127</b>	<b>18,118</b>	<b>18,129</b>	<b>18,158</b>	<b>18,162</b>	<b>18,177</b>	<b>18,176</b>	<b>18,089</b>

## Fiscal Year 2018 County Jail Backup

DAY		Jul-17		Aug-17		Sep-17		Oct-17		Nov-17		Dec-17		Jan-18
1	*	1,384		1,490		1,460	*	1,577		1,737		1,640		1,490
2	*	1,384		1,478	*	1,460		1,590		1,729	*	1,640		1,490
3		1,392		1,471	*	1,460		1,617		1,725	*	1,640		1,470
4		1,419		1,467		1,462		1,631	*	1,725		1,614		1,469
5		1,419	*	1,467		1,462		1,645	*	1,725		1,573		1,464
6		1,424	*	1,467		1,437		1,631		1,736		1,568	*	1,464
7		1,428		1,475		1,426	*	1,631		1,730		1,602	*	1,464
8	*	1,428		1,493		1,456	*	1,631		1,733		1,587		1,471
9	*	1,428		1,472	*	1,456		1,627		1,757	*	1,587		1,484
10		1,437		1,485	*	1,456		1,653		1,734	*	1,587		1,460
11		1,473		1,505		1,439		1,639	*	1,734		1,643		1,414
12		1,442	*	1,505		1,445		1,639	*	1,734		1,622		1,411
13		1,474	*	1,505		1,450		1,659		1,734		1,590	*	1,411
14		1,468		1,525		1,479	*	1,659		1,752		1,559	*	1,411
15	*	1,468		1,524		1,489	*	1,659		1,749		1,528		1,428
16	*	1,468		1,529	*	1,489		1,662		1,766	*	1,528		1,428
17		1,491		1,518	*	1,489		1,649		1,773	*	1,528		1,410
18		1,482		1,546		1,490		1,660	*	1,773		1,492		1,453
19		1,441	*	1,546		1,471		1,661	*	1,773		1,478		1,478
20		1,435	*	1,546		1,472		1,664		1,792		1,471	*	1,478
21		1,464		1,592		1,491	*	1,664		1,787		1,471	*	1,478
22	*	1,464		1,592		1,537	*	1,664		1,749		1,491		1,499
23	*	1,464		1,577	*	1,537		1,656		1,720	*	1,491		1,490
24		1,453		1,543	*	1,537		1,669		1,720	*	1,491		1,491
25		1,455		1,516		1,552		1,717	*	1,720		1,468		1,532
26		1,452	*	1,516		1,578		1,742	*	1,720		1,468		1,561
27		1,481	*	1,516		1,607		1,763		1,720		1,468	*	1,561
28		1,483		1,490		1,596	*	1,763		1,686		1,455	*	1,561
29	*	1,483		1,490		1,577	*	1,763		1,676		1,488		1,553
30	*	1,483		1,480	*	1,577		1,754		1,654	*	1,488		1,553
31		1,484		1,476				1,745			*	1,488		1,538
<b>Avg Daily Backup</b>		<b>1,450</b>		<b>1,510</b>		<b>1,495</b>		<b>1,667</b>		<b>1,735</b>		<b>1,540</b>		<b>1,480</b>

Note: Totals do not include 309 Contracts in County Jails (maximum of 336)

Fiscal Year Average 1,553



## January STTG Unit Counts

Unit	Beginning Total	Confirmed	Suspected	In	Out	Paroled	Removed	Ending Total	Total Unit Population	Unit % of STTG's
Benton	66		1	3	11	1		58	317	18.30%
Cummins	498			28	10	9		507	1914	26.49%
Delta	154			27	18	3		160	624	25.64%
EARU	561	2	2	38	14	10		579	1654	35.01%
Grimes	347			42	27	9		353	1073	32.90%
Hawkins	39			2	2			39	447	8.72%
Max	260			14	6			268	667	40.18%
Mcperson	40			1	1			40	964	4.15%
MCWR	33			2	1			34	131	25.95%
NCU	213			31	18	16		210	820	25.61%
NWAWR	13			2	2		1	12	100	12.00%
ORCU	359	2		47	36	15		357	1593	22.41%
ORCU Intake	69	155			148			76	232	32.76%
PB/Ester	293			39	42	13		277	1122	24.69%
RLW	154			44	39	3		156	555	28.11%
TWR	30			2	4	1		27	123	21.95%
Tucker	277			34	38	6		267	1018	26.23%
Varner	692			95	75	13		698	1728	40.39%
Wrightsville	182	1		27	16	6		188	866	21.71%
<b>Total</b>	<b>4280</b>	<b>160</b>	<b>3</b>	<b>478</b>	<b>508</b>	<b>105</b>	<b>1</b>	<b>4306</b>	<b>15948</b>	<b>27.00%</b>

**ORCU Intake brought in 155 new STTG members into ADC last Month.**



## January STTG Disciplinary Report

Unit	STTG Incidents	STTG Suspected Incidents	Total Unit Disciplinary	Disciplinary Involving STTG	Percentage
Benton			34	11	32.35%
Cummins	6	1	159	55	34.59%
Delta			141	46	32.62%
EARU		1	291	115	39.52%
Grimes			153	65	42.48%
Hawkins			33	1	3.03%
Max			71	28	39.44%
Mcperson			125	4	3.20%
MCWR			1	1	100.00%
NCU			119	42	35.29%
NWAWR			4	1	25.00%
ORCU			231	88	38.10%
ORCU Intake			12	5	41.67%
PBU/Ester	3		64	37	57.81%
RLW		1	54	12	22.22%
TWR			0	0	0.00%
Tucker	2		145	66	45.52%
Varner			237	136	57.38%
Wrightsville	2		88	26	29.55%
<b>Total</b>	<b>13</b>	<b>3</b>	<b>1962</b>	<b>739</b>	<b>37.67%</b>



## January STTG Counts by STTG Set

STTG Set	Benton	Cummins	Delta	EARU	Grimes	Hawkins	Max	Mcpherson	MCWR	NCU	NWAWR	ORCU	Intake	PB	RLW	TWR	Tucker	Varner	Wrightsville	Total
Asian	1		1	1	2					1	1	1		2	1		1			12
Bloods	9	105	27	93	61	8	64	4	5	27	2	67	9	46	15	4	60	124	29	759
Crips	4	75	19	52	38	2	29	7	3	24	3	50	7	28	20	2	32	106	26	527
Folk		40	8	62	28	5	31	8		7	2	19	6	19	9	7	32	106	7	396
GD	14	116	43	127	82	6	52	3	4	36		87	17	50	29		53	97	47	863
Mexican	3	14	1	18	9	3	4	3		6	2	12	2	9	12	2	8	25	5	138
Motorcycle		1		2	2		2	1		2		1	1	3			1	3		19
Other	3	11	6	7	12		7	1		9		9	2	13	5		6	15	5	111
People	2	15	3	18	16		13	2	2	11		15	2	12	7	1	6	24	5	154
Unknown		4		11	9		2		1	4		9	4	2	4	3	6	5	2	66
W/S	10	42	27	53	37	3	13	11	7	37	2	34	12	42	23	8	25	81	25	492
NAE	1	25	9	34	14	6	15		3	9		23	4	10	7		11	24	12	207
WAR	2	43	8	72	24	3	24		5	23		18	8	25	11		20	29	15	330
AC	5	11	7	15	16	2	9		2	6		5	1	6	8		5	50	6	154
AB	4	5	1	14	3	1	3		2	8		7	1	10	5		1	9	4	78
<b>Total</b>	<b>58</b>	<b>507</b>	<b>160</b>	<b>579</b>	<b>353</b>	<b>39</b>	<b>268</b>	<b>40</b>	<b>34</b>	<b>210</b>	<b>12</b>	<b>357</b>	<b>76</b>	<b>277</b>	<b>156</b>	<b>27</b>	<b>267</b>	<b>698</b>	<b>188</b>	<b>4306</b>

Key:

GD = Gangster Disciples

W/S = White Supremacist

NAE = New Aryan Empire

WAR = White Aryan Resistance

AC = Aryan Cricle

AB = Aryan Brotherhood



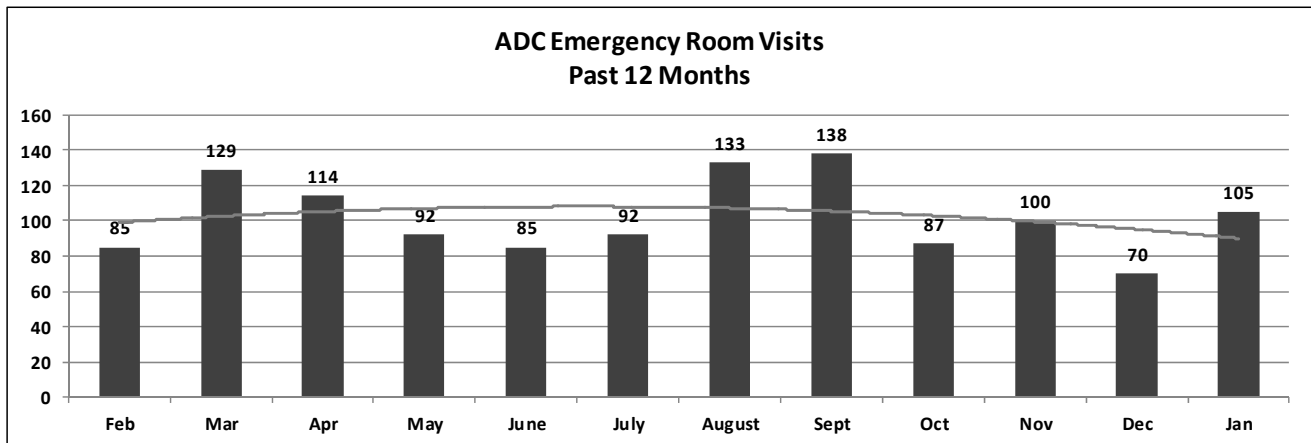
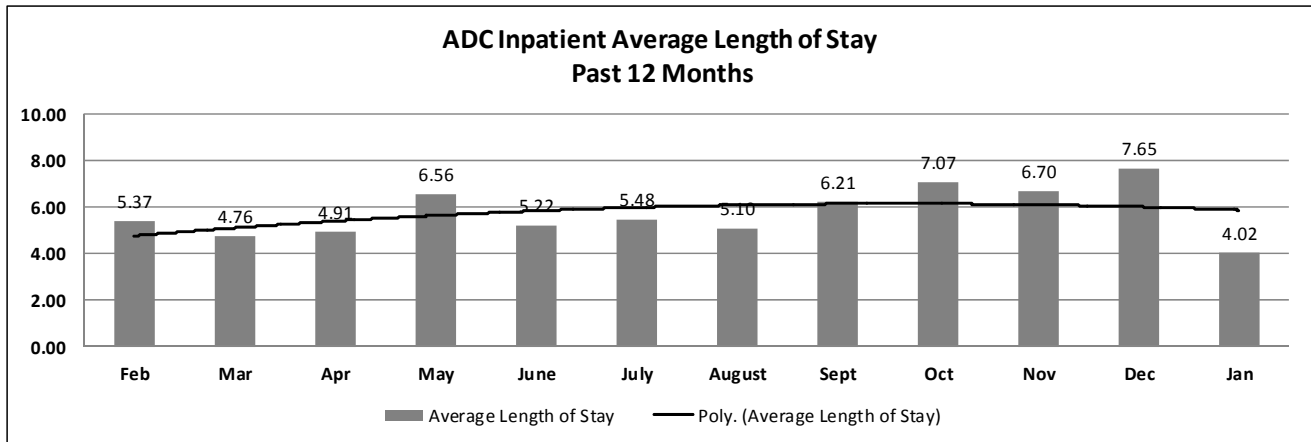
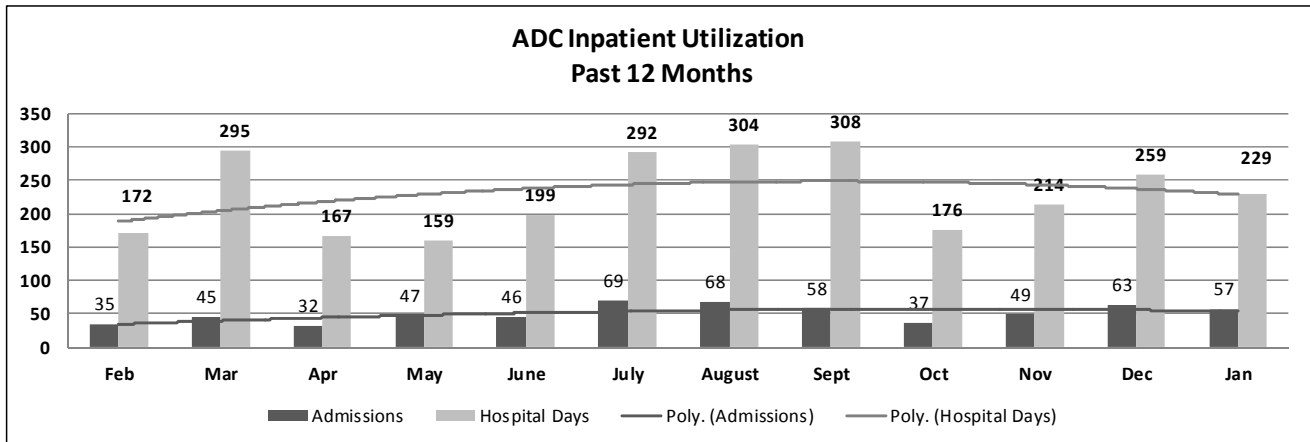
## ARKANSAS DEPARTMENT OF CORRECTION INPATIENT AND EMERGENCY ROOM UTILIZATION

**ADC Inpatient Statistics Past 12 Months**

	2017												2018	
	Feb	Mar	Apr	May	June	July	August	Sept	Oct	Nov	Dec	Jan	Average	
<b>Admissions</b>	35	45	32	47	46	69	68	58	37	49	63	57	<b>50.5</b>	
<b>Hospital Days</b>	172	295	167	159	199	292	304	308	176	214	259	229	<b>231.2</b>	
<b>Average Length of Stay</b>	5.37	4.76	4.91	6.56	5.22	5.48	5.10	6.21	7.07	6.70	7.65	4.02	<b>4.58</b>	

**ADC ER Visits Past 12 Months**

	2017												2018	
	Feb	Mar	Apr	May	June	July	August	Sept	Oct	Nov	Dec	Jan	Average	
<b>Emergency Room Visits</b>	85	129	114	92	85	92	133	138	87	100	70	105	<b>102.5</b>	



**January 2018  
Medical Grievance  
Board Report**

<b>Unit</b>	<b>Acknowledged/ Received</b>	<b>Rejected</b>	<b>Reviewed &amp; Signed by Dep Director</b>	<b>With Merit</b>	<b>With Merit, but Resolved</b>	<b>% With Merit</b>	<b>Without Merit</b>
Benton	0	0	0	0	0	0%	0
Bowie County	0	0	0	0	0	0%	0
CMU	1	0	0	0	0	0%	0
Cummins	7	2	15	0	0	0%	15
Delta	5	1	8	0	0	0%	8
EARU	41	8	11	1	0	9%	10
EARU Max	46	5	16	1	1	13%	14
Ester	0	0	2	1	0	50%	1
Grimes	5	3	3	1	0	33%	2
Hawkins	0	0	0	0	0	0%	0
McPherson	2	5	5	0	0	0%	5
MCWRC	0	0	0	0	0	0%	0
MSU	9	1	10	0	1	10%	9
North Central	8	0	7	0	0	0%	7
NWAWRC	0	0	0	0	0	0%	0
Ouachita	33	8	9	1	0	11%	8
Pine Bluff	0	1	3	0	0	0%	3
Randall L. Williams	1	0	2	0	0	0%	2
SNN	0	0	0	0	0	0%	0
TRCC	0	0	0	0	0	0%	0
Tucker	3	0	0	0	0	0%	0
Varner	10	0	13	1	1	15%	11
Varner Super Max	25	2	15	1	0	7%	14
WRU	4	1	7	0	0	0%	7
WHM	0	1	1	1	0	100%	0
WWR	0	0	0	0	0	0%	0
<b>TOTAL</b>	<b>200</b>	<b>38</b>	<b>127</b>	<b>8</b>	<b>3</b>	<b>9%</b>	<b>116</b>

January 2018

PURCHASE ORDERS OVER \$10,000.00

<u>VENDOR</u>	<u>DESCRIPTION</u>	<u>LOCATION</u>	<u>PO#</u>	<u>PURCHASE AMOUNT</u>	<u>FUND</u>
Progressive Tractor & Implement Co	Tractor Engine Repair	Cummins/Farm	4501752842	\$16,289.12	Operational Farm Budget
Mid South Sales Inc	Fuel	Wrightsville	4501769609	\$17,236.62	Operational Budget
Cedar Creek LLC	Red Oak Lumber	Wrightsville, ACI Warehouse	4501770222	\$21,800.00	Operational Industry Budget
Mid States Services Inc	Toilet Paper	Wrightsville, ACI Warehouse	4501770206	\$21,964.80	Operational Industry Budget
Shamrock Meats Inc	Ground Beef	Cummins Cold Storage, Farm	4501770555	\$239,850.00	Operational Farm Budget
William R Hill & Co Inc Doug Waldman	Food Purchases	Central Warehouse	4501770715	\$186,342.02	Operational Budget
US Foods Inc	Food Purchases	Central Warehouse	4501770725	\$46,648.50	Operational Budget
Sysco Food Services of Arkansas Inc	Food Purchases	Central Warehouse	4501770730	\$39,797.70	Operational Budget
Robbins Sales Company Inc	Food Purchases	Central Warehouse	4501770733	\$94,952.48	Operational Budget
National Food Group	Food Purchases	Central Warehouse	4501770736	\$44,090.00	Operational Budget
Arkansas Correctional Industries	Janitorial Supplies	Central Warehouse	4501770819	\$64,867.49	Operational Budget
Phoenix Trading Inc	Deodorant Soap	Central Warehouse	4501770825	\$17,483.40	Operational Budget
Abram Goldszer, Goldszer Enterprises	Disposable Razors	Central Warehouse	4501770814	\$16,192.01	Operational Budget
American Paper & Twine Co	Paper Towels	Central Warehouse	4501770850	\$11,887.65	Operational Budget
Foam Products of Tyler Inc	Rec Job, Pole Vault, High Jump Pit	Tucker/Industry	4501771330	\$16,084.74	Operational Industry Budget
Arkansas Correctional Industries	Field and Inmate Jackets	Cummins/Commissary	4501771551	\$30,593.43	Operational Budget
Arkansas Correctional Industries	Leather Boots	Cummins/Commissary	4501771560	\$10,212.93	Operational Budget
Southwest Microwave Inc	Building Supplies	Construction	4501771271	\$10,529.77	Telephone Funds
Arkansas Correctional Industries	Clothing	Cummins/Commissary	4501771795	\$25,617.81	Operational Budget
CVK Enterprises Inc	Planetary Mixer	Randall L. Williams	4501772197	\$13,725.13	Work Release
Sentry Security Fasteners Inc	Door Locks	Cummins/Commissary	4501771707	\$10,243.46	Operational Budget
Timberline Truck & Tractor	Bus Repair and Parts	Benton	4501771584	\$11,808.62	Work Release
Razor Chemical Inc	Janitorial Supplies	Delta/Janitorial Factory	4501772058	\$24,059.70	Operational Industry Budget
Arkansas Correctional Industries	Clothing, Boots, Linens, Janitorial	Hawkins	4501772655	\$44,295.49	Operational Budget
Arkansas Correctional Industries	Clothing and Linens	Pine Bluff	4501772929	\$12,417.63	Operational Budget
Zoetis Inc	Horse Vaccines	North Central/Farm	4501770935	\$10,817.55	Operational Farm Budget
Mid States Services Inc	Toilet Paper	Wrightsville, ACI Warehouse	4501772983	\$21,964.80	Operational Industry Budget
Ponderosa Packaging	Boxes and Lids	Varner/Vegetable Processing	4501773567	\$50,605.63	Operational Farm Budget
Seedway LLC	Garden Seed	Cummins/Farm	4501773429	\$38,077.00	Operational Farm Budget
BWI Texarkana	Garden Seed	Cummins/Farm	4501773447	\$12,944.00	Operational Farm Budget
Green Point AG LLC	Fertilizer	Cummins/Chemical Shed	4501773449	\$14,850.00	Operational Farm Budget
William R Hill & Co Inc Doug Waldman	Food Purchases	Central Warehouse	4501773815	\$277,294.05	Operational Budget
Robbins Sales Company Inc	Food Purchases	Central Warehouse	4501773866	\$101,121.44	Operational Budget
National Food Group	Food Purchases	Central Warehouse	4501773888	\$76,755.00	Operational Budget
Printing Papers Inc	Paper	Central Warehouse	4501773883	\$28,203.90	Operational Budget
US Foods Inc	Food Purchases	Central Warehouse	4501773981	\$179,610.60	Operational Budget
Arkansas Correctional Industries	Toilet Paper	Central Warehouse	4501773991	\$209,276.28	Operational Budget
Dixondale Sales Agency LLC	Onion Sets	Cummins/Farm	4501773829	\$29,400.00	Operational Farm Budget
Liqui-Box Corporation	Milk Packaging Film	Cummins Creamery/Farm	4501773799	\$21,279.41	Operational Farm Budget
Arkansas Correctional Industries	Coffee and Tea	Central Warehouse	4501773897	\$14,642.00	Operational Budget
Mid South Sales Inc	Fuel	Central Warehouse	4501771425	\$11,718.53	Operational Budget
Arkansas Correctional Industries	Janitorial Supplies	Central Warehouse	4501773968	\$18,806.49	Operational Budget
Atlantic Beverage Company	Spices & Seasonings	Central Warehouse	4501773998	\$20,499.50	Operational Budget
Green & Chapman LLC	Fuel	EARU	4501771506	\$10,544.50	Operational Budget
Redwood Toxicology Laboratory Inc	Inmate Drug Test	Chief Deputy Institutions	4501774109	\$11,589.38	Operational Budget
Sysco Food Services of Arkansas Inc	Food Purchases	Central Warehouse	4501773821	\$63,948.60	Operational Budget
Arkansas Correctional Industries	Clothing, Linens, Boots	Mcperson	4501774362	\$34,655.60	Operational Budget
Goaltex Corp	Shoes	Mcperson	4501774336	\$21,978.34	Operational Budget
Mid States Services Inc	Toilet Paper	Wrightsville/ACI Warehouse	4501774676	\$21,964.80	Operational Industry Budget
Arkansas Correctional Industries	Shirts	Ouachita/Laundry	4501774637	\$11,662.20	ORU Operating Expense
Tabb Textiles Co Inc	Mesh Fabric	Wrightsville/ACI Warehouse	450177450	\$14,000.00	Operational Industry Budget
Green Point AG LLC	Rice Seed	Cummins/Chemical Shed	4501767328	\$194,400.00	Operational Farm Budget
Mid South Sales Inc	Fuel	Cummins/Commissary	4501774075	\$17,199.46	Operational Budget
Riceland Foods Inc	Soybean Meal for Livestock Feed	Cummins/Farm	4501774452	\$162,810.00	Operational Farm Budget
Barnes Paper Co	Egg Cartons	Cummins/Farm	4501774829	\$110,217.60	Operational Farm Budget
Westrock Coffee LLC	Coffee and Tea	Grimes	4501774968	\$16,720.00	Operational Industry Budget
Fastenal Co	Milk Crates	Cummins Creamery/Farm	4501775220	\$10,150.15	Operational Farm Budget
Greenwood Rural Fire Department	Pumper Fire Truck	Cummins/Commissary	4501772225	\$10,750.00	ADC Fire Station Funds
Mid States Services Inc	Toilet Paper	Wrightsville, ACI Warehouse	4501775103	\$21,964.80	Operational Industry Budget
Seedway LLC	Garden Seed	Cummins/Farm	4501773434	\$88,028.57	Operational Farm Budget
Arkansas Correctional Industries	Clothing, Linens, Boots	EARU	4501775272	\$61,770.05	Operational Budget
John W Gasparini Inc, Marks Plumbing	Water Leak Repair Parts	Max/Maintenance	4501775733	\$14,974.01	Operational Budget
Matthews Ridgeview Farms	Sweet Potato Slips	Cummins/Farm	4501775715	\$15,210.00	Operational Farm Budget
Mississippi AG Company, Arkansas	Tractor & Implement Parts	Cummins/Farm	4501772868	\$10,909.76	Operational Farm Budget
Stephenson Oil Co Inc	Fuel	Grimes	4501774740	\$10,661.42	Operational Budget
Arkansas Correctional Industries	Clothing, Linens, Boots	Grimes	4501775765	\$38,149.38	Operational Budget
Mechanical Concepts LLC	AC Units	Texarkana	4501775896	\$13,230.00	Work Release
Servicewear Apparel	Uniform Pant	Training Academy	4501776339	\$12,125.97	Operational Budget
Galls LLC	Uniform Shirt	Training Academy	4501776268	\$18,246.53	Operational Budget
<b>Total for Purchases over \$10,000</b>				<b>\$3,204,717.80</b>	

FIRM CONTRACTS OVER \$25,000.00

<u>VENDOR</u>	<u>DESCRIPTION</u>	<u>UNIT</u>	<u>Contract #</u> <u>P.O.#</u>	<u>PURCHASE AMOUNT</u>	<u>FUND</u>
Tommy Huntley, Huntley Metal Sales	Stainless Steel Metal	Construction/Maintenance	4501760304	\$215,638.54	Work Release
<b>Total for Contracts</b>				<b>\$215,638.54</b>	

EMERGENCY PURCHASE ORDERS OVER \$25,000.00

<b>Total EM Purchases</b>				<b>\$0.00</b>	
<b>Total Purchases</b>				<b>\$3,420,356.34</b>	

## JANUARY 2018, PERSONNEL REPORT

UNIT	AUTHORIZED	FILLED	VACANT	% VACANT	HIRED	VOLUNTARY TERMINATION	INVOLUNTARY TERMINATION	RETIREMENT
BENTON (CR05)	78	74	4	5.13%	2	0	0	0
CENTRAL OFFICE (CR01, CR02, CR08 & CR22)	265	252	13	4.91%	2	0	0	2
CHAPLAINCY	26	26	0	0.00%	0	0	0	0
CONSTRUCTION (CR04)	59	58	1	1.69%	0	1	0	0
CUMMINS (CR09)	454	382	72	15.86%	14	6	2	0
DELTA (CR10)	181	168	13	7.18%	3	1	3	0
EAST ARKANSAS (CR12)	365	308	57	15.62%	20	3	7	2
ESTER (CR11)	159	138	21	13.21%	5	5	1	0
FARM (CR29)	66	56	10	15.15%	0	0	0	1
GRIMES (CR27)	244	218	26	10.66%	9	4	2	0
INDUSTRY (CR07)	57	45	12	21.05%	1	1	0	0
MAXIMUM SECURITY (CR14)	229	166	63	27.51%	6	5	2	0
MCPHERSON (CR28)	228	185	43	18.86%	8	0	2	1
MENTAL HEALTH	186	154	32	17.20%	3	2	0	1
MISS COUNTY (CR15)	37	34	3	8.11%	4	2	0	0
NORTH CENTRAL (CR16)	196	194	2	1.02%	8	1	0	1
NORTHWEST ARK (CR17)	30	30	0	0.00%	3	0	1	0
OUACHITA RIVER (CR30)	468	413	55	11.75%	14	19	2	0
PINE BLUFF (CR20)	168	154	14	8.33%	3	2	0	1
RANDAL L. WILLIAMS (CR13)	144	118	26	18.06%	4	1	0	0
TEXARKANA (CR21)	31	28	3	9.68%	1	1	0	1
TRANSPORTATION (CR32)	102	94	8	7.84%	1	0	0	0
TUCKER (CR23)	193	133	60	31.09%	6	3	3	1
TUCKER RENTRY (CR33)	31	28	3	9.68%	1	0	1	0
VARNER (CR24)	360	266	94	26.11%	9	2	0	0
WRIGHTSVILLE (CR25)/HAWKINS(CR06)	281	242	39	13.88%	9	5	2	0
<b>TOTAL</b>	<b>4638</b>	<b>3964</b>	<b>674</b>	<b>14.53%</b>	<b>136</b>	<b>64</b>	<b>28</b>	<b>11</b>

## Chaplaincy

Monthly Report for: January 2018	BENTON	CUMMINS	DELTA REGIONAL	EAST ARKANSAS	EAST ARKANSAS MAX	ESTER	GRIMES	HAWKINS	MAXIMUM SECURITY	MCPHERSON	NORTH CENTRAL	OUACHITA RIVER	PINE BLUFF	RANDALL L. WILLIAMS	TUCKER	VARNER	VARNER MAX	WRIGHTSVILLE	PTF	TOTAL
<b>Services Chaplains Oversaw</b>																				
Christian																				
Population	6	11	11	3	0	3	7	3	10	4	12	4	4	8	6	11	0	4	0	107
Segregation	0	0	1	0	0	0	0	0	0	0	0	3	0	0	0	0	0	0	0	4
Muslim																				
Population	0	4	2	2	0	0	4	0	1	4	0	2	1	4	0	4	0	0	0	28
Segregation	0	0	0	0	0	0	0	0	0	0	0	0	0	0	0	0	0	0	0	0
																			<b>Total Services</b>	<b>139</b>
<b>Volunteers in Charge</b>																				
Protestant	17	37	4	19	0	7	14	16	54	27	2	13	10	6	21	1	2	22	4	276
Catholic	0	0	0	3	0	1	2	4	1	2	1	3	0	1	1	4	1	4	5	33
Muslim	0	0	0	2	0	4	0	1	0	1	0	4	0	0	2	0	0	2	1	17
Other	3	2	0	12	0	1	0	2	1	2	0	14	0	0	0	1	0	2	0	40
Baptism	0	0	0	18	0	0	0	0	0	0	0	0	0	0	0	0	0	0	0	18
<b>Marriages</b>																				
	0	1	0	0	0	0	0	0	0	0	0	0	0	1	0	0	0	0	0	2
<b>Distributed by Chaplains</b>																				
Greeting Cards	20	34	25	0	0	240	26	0	73	775	99	0	105	24	73	133	168	0	350	2145
Bibles, Quran, Torah, Etc.	20	29	30	44	17	100	12	3	33	37	15	550	8	12	13	54	22	25	4	1028
Study Course	300	0	0	9	13	5	8	5	8	30	0	114	0	0	0	184	30	0	0	706
Writing Supplies	100	15	0	0	0	45	0	0	33	0	0	85	0	4	0	0	0	0	750	1032
Literature	200	1297	650	631	416	525	0	256	144	128	389	550	75	9	1	1764	450	370	225	8080
<b>Chaplain's Visits</b>																				
Barracks	47	92	64	6	0	22	62	52	61	30	61	134	72	10	195	80	38	35	12	1073
Approximate Hours Spent in Barracks	32	34	10	2	0	96	18	27	31	40	20	87	9	1	45	3	6	17	4	482
Inmate Office visits	38	69	85	63	0	65	96	91	10	56	60	162	58	82	365	32	0	30	11	1373
Other Office visits	56	32	24	27	4	20	29	18	35	40	15	112	12	7	40	0	0	38	7	516
Hospital	0	2	0	0	0	1	8	0	0	0	0	31	0	10	0	0	0	0	0	52
Infirmar/Sick Call	0	2	2	5	1	5	24	15	5	3	4	34	4	10	4	2	4	4	0	128
Restrictive Housing	0	4	3	0	17	0	21	12	42	7	10	23	4	10	3	0	28	4	0	188
Punitive Isolation	0	4	3	0	2	0	0	12	14	7	0	20	4	10	0	0	6	4	0	86
PC - DRU	0	0	3	0	0	0	0	0	0	0	0	0	0	0	0	0	0	0	0	3
Visitation Days	0	0	1	0	0	0	0	0	0	0	3	5	0	0	0	0	0	1	2	12
<b>Volunteer Visits</b>																				
RCV	3	0	0	0	0	0	8	4	35	26	0	0	0	5	12	0	0	0	0	93
OCV	9	0	19	0	0	16	0	84	34	16	18	95	13	0	117	1	0	62	55	539
Spiritual Advisor	0	2	1	0	0	0	0	0	1	0	0	15	1	0	2	0	0	1	2	25
CRA	21	49	11	81	5	10	187	60	58	26	71	73	7	11	97	41	5	65	0	878
<b>Religious Volunteer Hours</b>																				
Volunteer Hours	101	155	58	194	13	66	195	148	482	138	246	398	49	58	454	152	17	140	75	3139
DENOMINATIONAL/VOLUNTEER CHAPLAIN HOUR	83	12	5	12	0	176	94	89	50	85	85	105	18	68	73	196	10	312	0	1473
																			<b>Total Volunteer Hours</b>	<b>4612</b>
<b>Other Activities of Chaplain</b>																				
Counseled Employees	12	6	9	3	0	5	5	16	3	35	10	41	6	12	5	26	7	5	5	211
Orientation Sessions	0	4	0	0	0	0	5	0	6	1	1	4	0	0	0	0	0	0	0	21
Free World Devotions	0	0	0	12	0	12	24	0	1	2	0	3	12	14	6	3	0	0	0	89
Spoke in Churches	3	9	0	18	0	11	16	0	0	2	0	3	12	10	4	1	0	0	0	89
Crisis Intervention Sessions	9	31	2	0	0	8	0	18	2	12	5	120	8	6	8	16	10	30	15	300
Marriage Counseling	1	2	0	1	0	0	2	0	0	0	0	5	0	1	2	4	0	1	0	19
Denominational Meeting	0	3	0	1	0	0	0	0	0	0	0	2	1	9	0	0	0	0	0	16
Chaplain's Meeting	0	1	0	1	0	1	1	1	0	1	1	2	1	1	1	1	0	1	1	15
Volunteer Training Session	1	0	1	0	0	0	0	0	8	1	0	0	0	1	0	0	0	0	0	12
Choir Trip	0	0	0	0	0	0	0	0	0	0	0	0	0	0	0	0	0	0	0	0
<b>Chaplain Transfers</b>																				
	0	0	0	0	0	0	0	0	0	0	0	0	0	0	0	0	0	0	0	0
<b>Chaplain Promotions</b>																				
	0	0	0	0	0	0	0	0	0	0	0	0	0	0	0	0	0	0	0	0
<b>PAL PROGRAM</b>																				
Enrolled at start of month	0	47	19	49	0	41	47	53	16	56	25	39	0	34	59	40	0	29	0	554
Enrolled during the month	0	2	7	8	0	0	6	10	2	19	3	10	0	3	16	8	0	4	0	98
Removed From PAL Program																				
# Paroled	0	0	0	0	0	0	0	3	0	5	0	2	0	0	5	1	0	1	0	17
# Completed	0	0	0	5	0	0	3	3	1	0	1	0	0	0	5	0	0	1	0	19
# Withdrew	0	0	0	1	0	1	0	6	0	2	1	1	0	0	4	1	0	2	0	19
# Removed	0	1	2	2	0	0	0	0	0	1	0	3	0	1	4	1	0	4	0	19
# Transferred	0	1	3	0	0	1	1	2	1	11	1	5	0	2	0	0	0	0	0	28
Total Removed from PAL Program	0	2	5	8	0	2	4	14	2	19	3	11	0	3	18	3	0	8	0	102
<b>Total Enrolled at the End of the Month</b>	<b>0</b>	<b>47</b>	<b>21</b>	<b>49</b>	<b>0</b>	<b>39</b>	<b>49</b>	<b>49</b>	<b>16</b>	<b>56</b>	<b>25</b>	<b>38</b>	<b>0</b>	<b>34</b>	<b>57</b>	<b>45</b>	<b>0</b>	<b>25</b>	<b>0</b>	<b>550</b>
<b>Volunteers In PAL</b>																				
	0	21	4	11	0	6	20	24	7	20	5	10	0	4	11	3	0	48	0	194
<b>Special Events:</b>																				
	3	1	2	2	0	0	0	1	0	1	2	1	0	0	1	0	0	1	0	15

## AR-DOC Securus Video Visitation Activity Tracker

Total ADP: 15,586

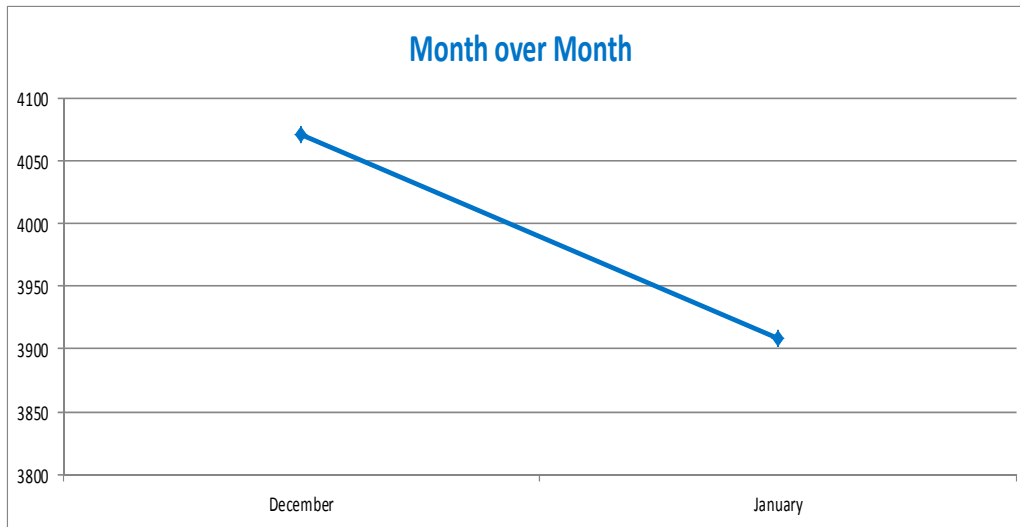
All sites have been deployed

### Promotional Pricing

\$5/30 minutes -Promotional price point to encourage remote visitation

<u>Total Visits by Month</u>	<u>December</u>	<u>January</u>
Total (Includes SuperMax)	4071	3909
Target Objective	15,586	15,586

### Anywhere Visitation Performance:



### Completed Visits

Site	January	December
Cummins	253	309
Pine Bluff Re-Entry	1	2
Benton	127	180
State Police Barracks	29	36
NW Arkansas WRC	15	20
Varner Unit	211	199
Texarkana Regional	50	39
Mississippi County WRC	22	23
Randall L Williams	197	233
Pine Bluff Complex	145	190
Mcperson	200	222
J Aaron Hawkins Sr.	186	194
Ester	171	214
East Arkansas Regional	271	308
Tucker Re-entry	43	49
North Central	259	299
Grimes	363	313
Tucker Unit	235	233
Delta Regional	276	292
Tucker Max	82	123
Ouachita River	514	539
Wrightsville Unit	259	54
<b>Total:</b>	<b>3909</b>	<b>4071</b>

### Missed by Inmate

Site	January	December
Cummins	9	29
Pine Bluff Re-Entry	0	0
Benton	8	10
State Police Barracks	4	0
NW Arkansas WRC	2	4
Varner Unit	16	16
Texarkana Regional	4	5
Mississippi County WRC	2	1
Randall L Williams	1	2
Pine Bluff Complex	5	13
Mcperson	2	19
J Aaron Hawkins Sr.	10	6
Ester	2	7
East Arkansas Regional	10	19
Tucker Re-entry	2	9
North Central	21	6
Grimes	3	8
Tucker Unit	7	9
Delta Regional	3	4
Tucker Max	6	7
Ouachita River	8	28
Wrightsville Unit	1	0
<b>Total:</b>	<b>126</b>	<b>202</b>