

ADC Facilities*

Facility	Type	Custody		Personnel	
		Capacity	Avg. Pop.	Security	Non Security
Benton	Min	325	330	57	18
Cummins	Med/Max	1,876	1,914	401	43
Delta Regional	Med/Min	614	620	158	20
East Arkansas	Med/Max	1,659	1,677	309	48
Ester	Med	579	430	137	20
Grimes	Med/Max	1,012	1,076	214	27
Max. Sec	Max	656	645	232	24
McPherson	Med/Max	964	996	194	31
Mississippi Co.	Min	133	143	31	5
North Central	Med/Min	800	812	173	18
Northwest	Min	100	99	26	3
Ouachita	Med/Min	1,782	1,837	408	52
Pine Bluff	Med/Min	430	425	148	18
Pine Bluff Re-Entry	Min	54	54	15	1
R. L. Williams	Med/Min	562	556	125	17
Texarkana	Min	128	126	27	4
Tucker	Med/Max	1,002	1,009	162	25
Varner/VSM	Med/Max	1,686	1,719	306	48
Wrightsville/Hawkins	Med/Min	1,306	1,422	183	21

*This table does not include non-agency beds (e.g., ALETA, ASP, Bowie Co., Act 309).

The Mission of the Arkansas Department of Correction is to provide public safety by carrying out the mandates of the courts; provide a safe, humane environment for staff and inmates; provide programs to strengthen the work ethic and provide opportunities for spiritual, mental and physical growth.

The Vision of the Arkansas Department of Correction is to be an honorable and professional organization through ethical and innovative leadership at all levels, providing cost efficient, superior correctional services that return productive people to the community.

For more information go to www.adc.arkansas.gov/

Industry Programs

- | | |
|------------------------------------------------------------------------------------------------------------------------------------------------------------------------------------------------------------------------------------------------------------------------------------------------------------------------------------------------------------------------------------------|------------------------------------------------------------------------------------------------------------------------------------------------------------------------------------------------------------------------------------------------------------------------------------------------------------------------------------|
| <ul style="list-style-type: none"> Bus Barn Athletic/Recreation Equipment Custom Powder Coating Inmate Boots Mattresses Metal Fabrication Seating/Dorm Furniture Upholstery/Re-Upholstery Vehicle Refurbishing Coffee/Tea Eco-Products Toilet Paper Furniture | <ul style="list-style-type: none"> Garment Embroidery Graphic Arts Engraving Picture Frames Printing/Duplicating Janitorial Prison Industry Enhancement (PIE) Wire-harnesses Vinyl Products Signs Silk-Screening |
|------------------------------------------------------------------------------------------------------------------------------------------------------------------------------------------------------------------------------------------------------------------------------------------------------------------------------------------------------------------------------------------|------------------------------------------------------------------------------------------------------------------------------------------------------------------------------------------------------------------------------------------------------------------------------------------------------------------------------------|

Agricultural Programs*

Row Crops	Garden Vegetables	Vegetable Processing	Cattle Operations	Equine Operations
Poultry Operations	Slaughter House	Common Fare Kitchen	Milk Processing	Feed Mill

*Major agricultural programs are housed at Cummins, Tucker, East Arkansas, Ouachita, Wrightsville, & North Central Units.

Total Acres Owned = 25,294
(includes farm, prison facilities, and infrastructure)

Total Agricultural Acres Owned = 20,344

Row Crop Acres: 14,226

Pasture Acres: 5,238

Orchard Acres: 30

Garden Acres: 650

Misc. Agri. Acres: 200

Riverside Vocational-Technical Programs

- | | |
|----------------------------------------------------------------------------------------------------------------------------------------------------------------------------------------------------------------------------------------------------------------------------------------------------------------------------------------------------------------------------------------------------------------------------------------------------------------------------|--------------------------------------------------------------------------------------------------------------------------------------------------------------------------------------------------------------------------------------------------------------------------------------------------------------------------------------------------------------------------------------------------------------------------------------|
| <ul style="list-style-type: none"> Bldg./Grounds Maint. Boiler Tech** Combination Welding Computer Applications Computer Accounting Cosmetology Culinary Arts Facilities Maintenance Finish Carpentry/Cabinets Food Service Technology Furniture* Graphic Arts* Horticulture HVAC & Refrigeration Landscape Const./Design | <ul style="list-style-type: none"> NCCER Industry Craft Skills** Office Technology Plumbing Re-Entry & Employability** Residential Carpentry Residential Electricity ServSafe Food Handler Certificate** ServSafe Mgr. Certificate** Small Engine Mechanic Upholstery Welding (Assembly)* Warehouse Logistics* |
|----------------------------------------------------------------------------------------------------------------------------------------------------------------------------------------------------------------------------------------------------------------------------------------------------------------------------------------------------------------------------------------------------------------------------------------------------------------------------|--------------------------------------------------------------------------------------------------------------------------------------------------------------------------------------------------------------------------------------------------------------------------------------------------------------------------------------------------------------------------------------------------------------------------------------|

*Industry Co-op
**Short Courses

Inmates Enrolled at Vo-Tech ~ 593
Inmates Completed Vo-Tech ~ 216

Educational Scores

Test of Adult Basic Education:	Reading	Math
Pre-test Avg.	4.2	4.2
Post-test Avg.	4.2	4.3

Avg. Instr. Months: 4.9
Total Tested: 6,252

2016-2017 GED Recipients: 641



ADC

ARKANSAS DEPARTMENT OF CORRECTION

Fiscal Year 2017 Statistical Information & Trends

Wendy Kelley ~ Director
Solomon Graves ~ PIO/Legislative Liaison

Published by:
The Research & Planning Division
Tiffanye Compton ~ Administrator

Revenues

General Revenue:	\$346,338,748
Agriculture:	\$ 7,945,893
Industry:	\$ 7,970,543
Work Release:	\$ 3,637,442

Average Inmate Cost
Annual ~ \$22,104
Daily ~ \$60.56

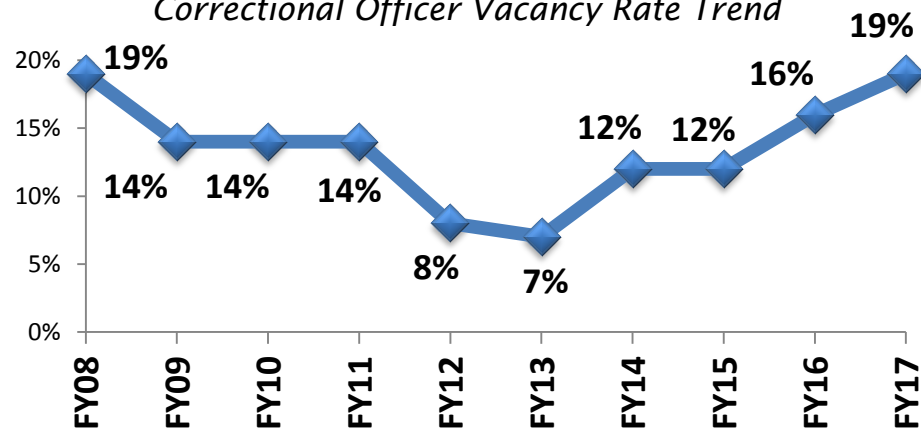
Fees

Work Release: \$17.00 per day-per inmate

Human Resource Information

Positions:	
Security:	3,533
Non-Security:	1,110
Ratio: Budgeted CO's to Inmate:	1:06.5
Beginning Salary for CO-I:	\$29,045.95 - \$33,693.30
Percentage Turnover Rate:	
Security:	35.0%
Non-Security:	15.0%

Correctional Officer Vacancy Rate Trend



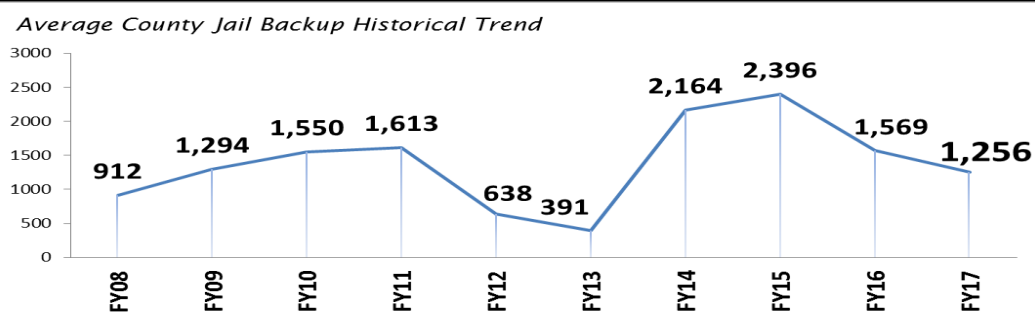
Average County Jail Backup

MO.	YEAR										
	'08	'09	'10	'11	'12	'13	'14	'15	'16	'17	
JUL	757	1,064	1,423	1,397	943	350	525	2,284 ¹⁰	2,598 ¹⁷	1,328	
AUG	893	1,265	1,646	1,604	911	445	991	2,214 ¹¹	2,572	1,469	
SEP	901	1,266	1,694	1,652	699	408	1,512	2,200	2,109 ¹⁸	1,234	
OCT	940	1,161	1,634	1,746	574 ⁶	309	1,993	2,252 ¹²	1,881 ¹⁹	1,435 ²¹	
NOV	895	1,285	1,619	1,942	622 ⁷	415	2,517	2,428 ¹³	1,798	1,331 ²²	
DEC	761	1,301	1,543	1,819	568	243	2,642	2,323	1,324	994	
JAN	658 ¹	1,170	1,483	1,662	631	254	2,650	2,261 ¹⁴	1,087 ²⁰	1,039	
FEB	927	1,375	1,587	1,731	730	446	2,782 ⁸	2,572	1,178	1,278	
MAR	961	1,391	1,433	1,563	477	407	2,767	2,440 ¹⁵	943	1,122 ²³	
APR	995	1,403	1,450 ⁴	1,496 ⁵	452	358	2,487 ⁹	2,357 ¹⁶	989	1,212	
MAY	1,136	1,513 ³	1,609	1,493	580	573	2,584	2,734	1,220	1,321	
JUN	1,120 ²	1,332	1,481	1,246	468	487	2,515	2,688	1,123	1,308	
AVG	912	1,294	1,550	1,613	638	391	2,164	2,396	1,569	1,256	

Denotes lowest
Denotes highest

¹ 101 @McPherson	¹⁰ 50 beds @NCU	54 beds @PBWR
² 24 beds @Bootcamp	10 beds @Delta	¹⁷ 184 beds @Ester
³ 100 beds @ORCU	58 beds @NWARWR	48 beds @Bowie Co.
⁴ 220 beds @ORCU	164 beds @McPherson	¹⁸ 12 beds @MCWR
⁵ 16 beds @Tucker	76 beds @Ouachita	56 beds @Hawkins
⁶ 17 beds @Aleta/ASP	175 beds @WR Satellite	33 beds @McPherson
⁷ 20 beds @RLW	¹¹ 2 beds @Aleta/ASP	¹⁹ 11 beds @Delta
422 beds @ORCU	¹² 124 beds @Bootcamp	²⁰ 196 beds @Ester
⁸ 98 beds @Tucker	16 beds @Ouachita	²¹ 32 beds @ORCU
⁹ 200 beds @NCU	¹³ 18 beds @VSM/Varner	²² 16 beds @ORCU
29 beds @Delta	¹⁴ 38 beds @Tucker	²³ 7 beds @ORCU
5 beds @Aleta/ASP	60 beds @Varner	199 beds @Ester
	¹⁵ 288 beds @Bowie Co.	
	¹⁶ 12 beds @Grimes	

BED EXPANSIONS BY YEAR



Inmate Population

Gender:				
Male	92.0%	Female	8.0%	
Race:				
White	54.0%	Hispanic	3.0%	
Black	42.0%	Other	1.0%	

Average Age of Population: Male = 39 Female = 38
Average Age at Admission: Male = 33 Female = 33

Classification of Inmates

Class I-A	5.0%	Class I-P	<1%
Class I-B	5.0%	Class II	14.0%
Class I-C	54.0%	Class III	4.0%
Class I-D	<1%	Class IV	17.0%


Custody Level

Minimum: 52.0% Medium: 32.0%
Maximum: 15.0% Unclassified: <1%

Inmate Sentencing Data

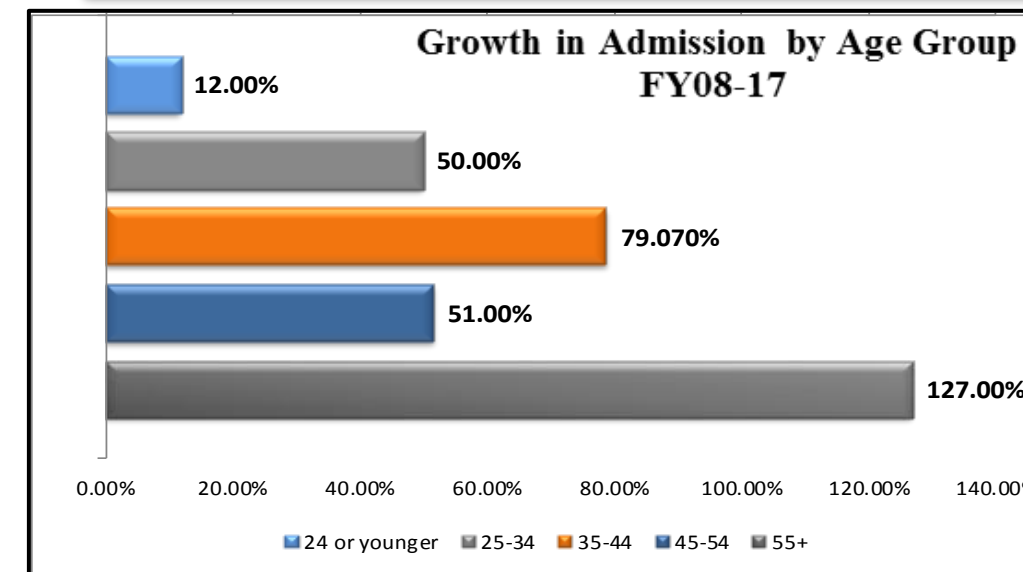
Total Inmates Admitted:	9,840
Total Inmates Released:	9,555
Avg. Length of Sentence for Population:	19y 4m 24d
Avg. Length of Sentence for Admission:	8y 5m 19d
Avg. Length of Time Served:	4y 11m 0d

Offense Type (%)*



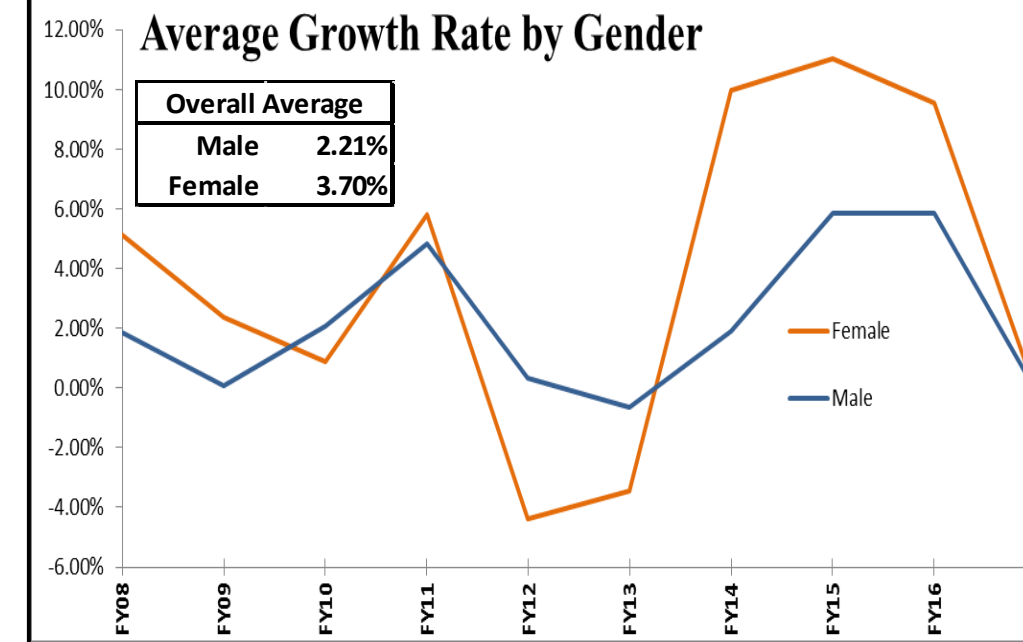
*As defined by A.C.A. 5-4-501(d)(2)

Comparative Look



Statistics show that elderly prisoners (age 55+) have been the fastest growing age group. They represent 11% of the ADC Population and have a growth rate of 127.00% over the last 10 years.

Average Growth Rate by Gender



Over the last decade, the ADC females have an average growth rate of 3.70% compared to the males' growth rate of 2.21%.